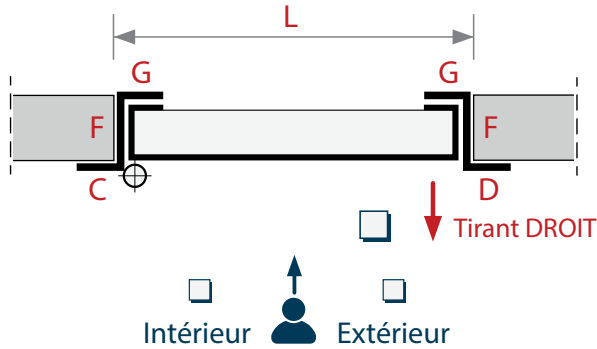


Blindage bâti plié soudé

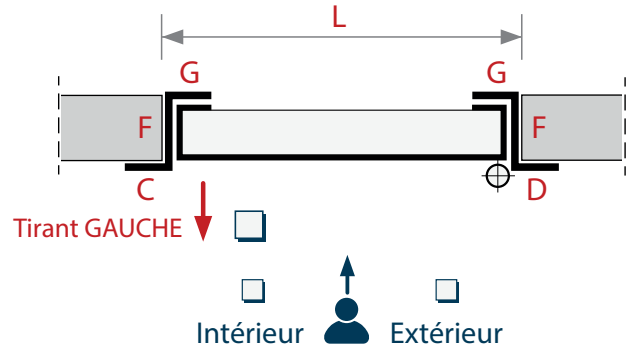
Votre demande

Cases à cocher et mesures à indiquer

1 Vantail

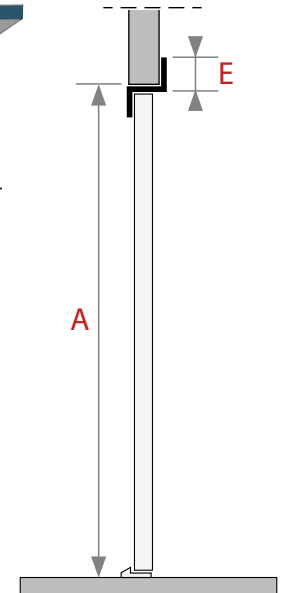
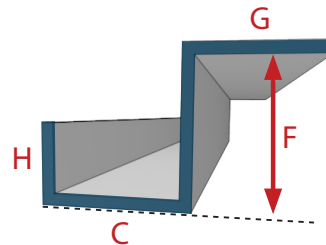


OU

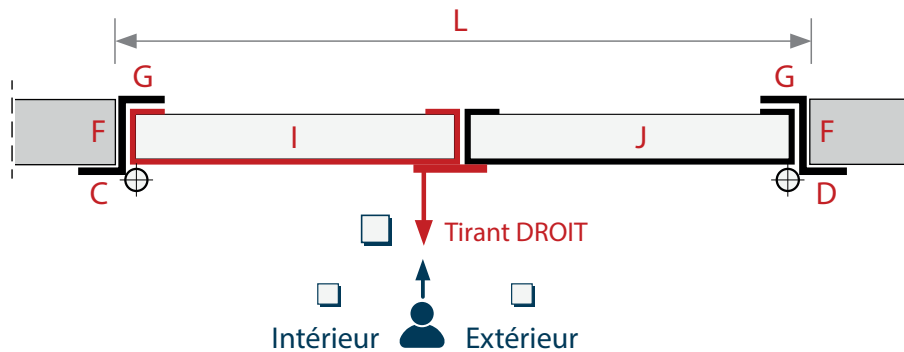


MESURES (en mm)

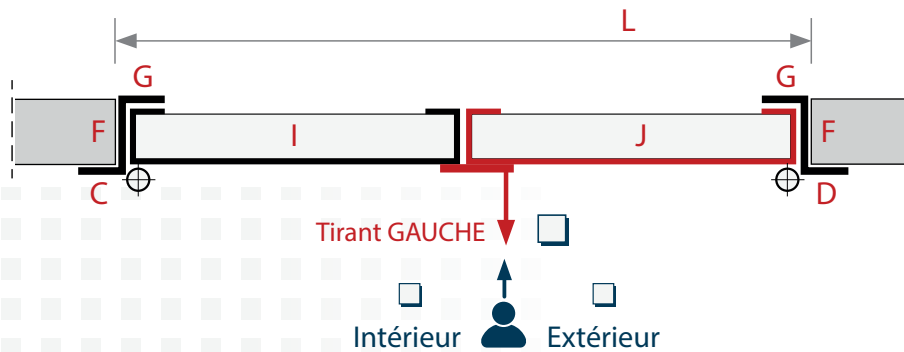
A = F =
 L = G =
 C = H =
 D = I =
 E = J =



2 Vantaux



OU



Options

Autre	
<input type="checkbox"/>	protège gond
<input type="checkbox"/>	perçage des huisseries
Seuil	
<input type="checkbox"/>	seuil ALU arrondi
<input type="checkbox"/>	seuil plat
<input type="checkbox"/>	seuil PMR
<input type="checkbox"/>	seuil à ailette

Un numéro où vous contacter ? ...

Vos indications particulières ? ...